



## MODEL 160/170

Bi-Part Sliding Fiberglass Door System

MODEL 170 MANUAL | MODEL 160 POWER

### ■ PERFORMANCE WITH VALUE

High quality seamless (no center seams) fiberglass door panel. Clear anodized aluminum rail and heavy-duty trolley system, enclosed in a stainless steel sloped shroud. Built with superior quality and reliability, this door offers proven design, functionality and exceptional value.

### ■ INTELLIGENT DRIVE

State-of-the art direct drive technology. Self-adjusting microprocessor controls and on-board diagnostics. Maintains established operating parameters while consistently diagnosing potential problems. Fully programmable from floor level without removing shroud. Instantly reverses in both directions, while meeting egress entrapment, UL325 and ANSI A156.

### ■ INNOVATIVE CONSTRUCTION

Totally seamless (no center seams), high strength, fiberglass panel. Stainless steel edge cap and side frames add strength and protection making it ideal for personnel and product transfer. The consistency of performance in the LXP matches the high quality of our Excel door system. The gearless AC Asynchronous motor and on-board self-adjusting microprocessor control system is a perfect example of the quality built into the LXP.

### ■ COMPLETE SEAL

Utilizing a continuous three-sided non-marking vinyl gasket, interlocking center seal, and bottom sweep gasket. Unique floor hardware maintains the door panel's position under both positive and negative pressures without compromising the seal. And, setting your sealing requirements is simple and easy with our totally adjustable floor and panel hardware design.

### ■ SECURE

A variety of locking options are offered in both electronic and mechanical designs to meet the strictest FDA/DEA requirements. Cleanseal will also design and supply a state-of-the-art interlocking system (from a basic two door interlock to an entire production floor) to meet your specific requirements.

### ■ QUALIFIED

With over 40 years of combined experience, our professional sales consulting team will ensure your mission-critical requirements, while maintaining our uncompromising dedication to quality and value added service.



Shown with optional vision panels

Innovative Design. Superior Quality. Exceptional Value.

### THE INDUSTRY'S TOP PERFORMING VALUE ENHANCED DOOR SYSTEM

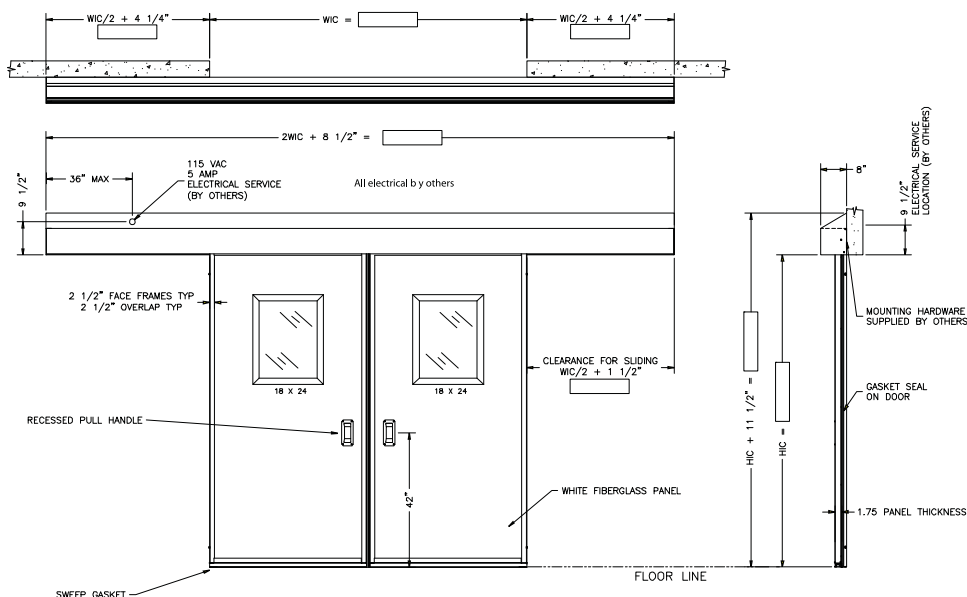
The accelerated rate of change in clean manufacturing practices, coupled with increased regulation and competitive market forces, has put increasing pressure on facility budgets. Performance and value have become inseparable key words for manufacturers worldwide. Companies producing supplements, nutraceuticals, medical devices, over-the-counter formulations, and many others, face new challenges within their facilities as regulators expand their focus beyond traditional pharmaceutical and biotechnology manufacturing. The LXP series of doors provides the solution to these new challenges.

Superior aesthetics, uncompromising quality, exceptional reliability and unmatched value define the LXP doors. Designed from the ground up to far exceed the offerings of other door manufacturers, yet priced to meet demanding budget constraints, the LXP is truly the "no compromise" clean door solution.

# MODEL 160/170

## Bi-Part Sliding Fiberglass Door System

MODEL 170 MANUAL | MODEL 160 POWER (SHOWN)



### DESIGN AND CONSTRUCTION

#### STANDARD SIZES:

- To maintain the integrity of a seamless (no center seam) construction, the following restrictions apply:
- Up to 10'0" high if maximum width of opening is 7'7" or less.
- Up to 8'7" wide if maximum height of opening is 8'0" or less. (Other size available - consult factory.)

#### PANEL CONSTRUCTION:

- 1-3/4" thick seamless (no center seams) fiberglass with high density EPS bonded core.
- 20 ga. stainless steel edge cap for added protection and durability.
- Three-sided gray non-marking vinyl gasket, interlocking center seal, and bottom sweep gasket.
- White color standard.

#### HEADER/RAIL AND SIDE FRAME CONSTRUCTION:

- Clear anodized aluminum header and rail assembly, enclosed within a 16 ga. stainless steel sloped shroud.
- 16 ga. 304 #4 (316 stainless optional) stainless steel side frames with floor hardware attached (nothing mounted into the floor).

#### PERFORMANCE FEATURES:

- Manual Model: Push to open - push to close.
- Power Model: A gearless AC Asynchronous motor continuously maintains peak performance by utilizing an on-board, self-adjusting microprocessor control system. Complete system is programmable from floor level without removing the shrouds.
- Standard pushplate to open - time delay to close.
- Standard circuitry allows door to "reverse upon obstruction" by monitoring both directions of door travel.
- Standard dual side frame mounted reversing photoeyes.
- In case of power failure, power doors can be manually operated at any time.

#### OPTIONS:

- Vision panel with standard sloped frame.
- 304 or 316 #4 stainless steel clad panel.
- Heavy-duty molded fiberglass panel.
- Custom color (consult factory).
- Canebolt lock in door panel.
- Auto close with hold open.

#### OPTIONS (POWER MODELS ONLY):

- Pushplates mounted in door panel (wireless).
- Electronic solenoid lock in header.
- Touchless activation switches.
- Custom designed interlocking systems.
- Actuators: Variety of activation devices available upon request.
- Pre-announce to close kit (light/alarm/or combo).

#### WARRANTY:

- One year limited warranty on all components.
- ASI reserves the right to modify specifications without notice.




#### OPTIONAL SWINGING EGRESS

(Shown with Single Slide Door) When code dictates that egress is mandatory, the LXP can provide a swing out panel.



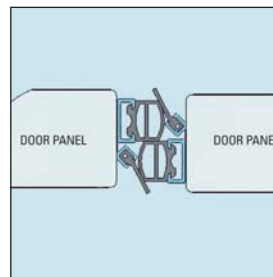
#### SEAMLESS CONSTRUCTION

The LXP is offered in larger sizes while remaining seamless (no center seams) to maintain their aesthetic appeal.



#### PLUG-IN DIAGNOSTICS

User friendly interface for basic adjustments. Exclusive quick connect port allows technician to perform diagnostics or extended programming. No shroud to remove, no external controls.



#### BI-PART SLIDING DOOR CENTER SEAL

Unique double-interlocking center seal provides a complete seal and prevents panel separation under positive or negative pressures.

#### THE PIONEER OF CLEAN ENVIRONMENT TECHNOLOGY

Cleanseal Doors | An ASI Technologies, Inc. Company  
5848 North 95th Court | Milwaukee, WI 53225

PHONE: 414.464.6200 | FAX: 414.464.9863 | TOLL-FREE: 800.558.7068  
www.cleansaaldors.com