

# CLEANSEAL

DOOR SYSTEMS

## MODEL 230SSF/235SSF

Paired Swinging Stainless Steel U.L. Rated  
Fire Door System (Up to 3 hour "A" Label)

[MODEL 230SSF MANUAL](#) | [MODEL 235SSF POWER](#)

Shown with optional vision panels and latching hardware



### EXCEPTIONALLY CLEAN

16 ga. 304 #4 four-sided seamless stainless steel panel will not fade or corrode even when exposed to harsh chemical cleansing agents. The exclusive mitered corners of the frame are fully welded, even through the throat, then painstakingly ground and polished, exceeding cGMP, FDA and EMEA requirements.

### ULTIMATE DURABILITY

Heavy-duty seamless 16 ga., fully welded (including the throat) 304 #4 stainless steel frame. The resilient panel construction, internal steel supports and backing plates, and four-sided seamless edges, form an unmatched door system.

### TIGHTEST SEAL

Utilizing a frame mounted, continuous three-sided perimeter gasket, coupled with a bottom sweep gasket and panel mounted center astragals.

### MAXIMUM SECURITY

Variety of electronic and mechanical locking options to meet the strictest FDA/DEA requirements. CleanSeal will design and supply a state-of-the-art interlocking system from the basic two door interlock to an entire production floor.

### COMPLETE TURNKEY SYSTEM

CleanSeal provides a complete door system from panel choice, frame design, hardware selection, and interlocking design, to complement any environment. This ensures an uninterrupted process in completing your project by maintaining a single source relationship.

### SUPERIOR PERFORMANCE

Time-tested, the Excel door series has proven to be the benchmark for the strictest clean environment production areas worldwide. Over 10,000 door systems installed globally reflects our experience and customer satisfaction.

### UNMATCHED QUALIFICATIONS

With over 40 years of combined experience, our professional sales consulting team will ensure your mission-critical requirements, while maintaining our uncompromising dedication to quality and value added service.

**Bold Innovation. Superior Design. Unsurpassed Quality.**

## THE INDUSTRY'S UNPARALLELED DOOR SYSTEM OF CHOICE

CleanSeal's U.L. rated stainless steel swinging fire door system is designed, engineered and precision manufactured with over 20 years of experience partnering with the leading pharmaceutical companies and architects across the country. With our inclusive program we can engineer a complete interlock/access control system, packaged with the doors, to ensure flawless installation and start-up.

Using cutting-edge technology and exacting criteria for quality, these doors have surpassed market demands and exceed cGMP, FDA and EU requirements. Our quest for uncompromising quality, and our steadfast commitment to meet our customers' ever-changing expectations, is evident in our ability to provide a comprehensive single source for all their door, hardware and integration needs.



# MODEL 230SSF/235SSF

Paired Swinging Stainless Steel U.L. Rated  
Fire Door System (Up to 3 hour "A"Label)

MODEL 230SSF MANUAL (SHOWN) | MODEL 235SSF POWER

## DESIGN AND CONSTRUCTION

### DOOR SIZES:

- Up to 8'0" x 9'0".  
(For additional sizes - consult factory.)

### PANEL CONSTRUCTION:

- 1-3/4" thick 16 ga., 304 #4 stainless steel continuously welded, ground smooth, refinished and repolished on all four sides and corners.
- All hardware locations reinforced with internal steel backing plates.

### FRAME CONSTRUCTION:

- 16 ga., 304 #4 stainless steel fully welded and polished (through frame faces and throat).
- Available in either single or double rabbet construction.
- Prepped for a wide variety of hardware options.

### HARDWARE:

- Grade 1 Architectural hardware standard:
  - Hager BB1191 standard weight stainless steel fully mortised hinges.
  - LCN 4041 heavy-duty closer.
  - Optional latching hardware (per U.L. regulations).
  - Frame mounted, three-sided bulb type perimeter gasket center astragal and bottom sweep gasket.

### PERFORMANCE FEATURES:

- Manual open with standard spring assist closer.
- Power operation utilizing an electromechanical operator, microprocessor controlled in 120 volt, single phase, with mechanical spring close.
- Operator completely enclosed within a 16 ga., 304 #4 stainless steel sloped shroud.
- Overhead presence sensor to provide threshold and swing side obstruction detection.
- Pushplate to open; time delay to close.
- In case of power failure, door can be opened manually at any time.

### OPTIONS:

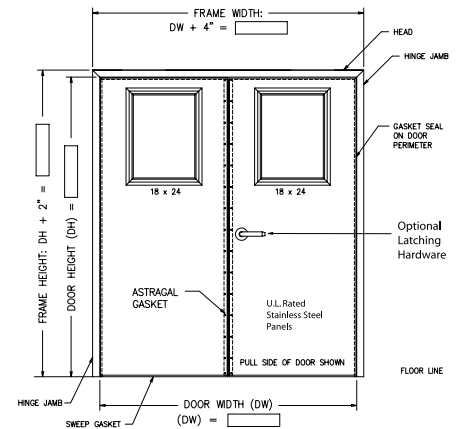
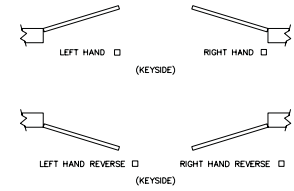
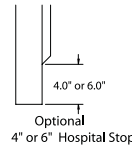
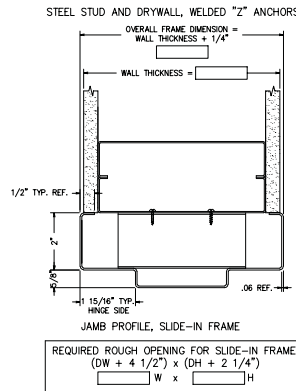
- U.L. rated vision panel with U.L. rated standard sloped frame (size and material subject to U.L. guidelines).
- All stainless steel construction available in 316L.
- 14 ga. stainless steel frames.
- Custom designed interlocking system.
- Hospital stops 4" or 6".
- Stainless steel closer cover.
- Can provide any major lines and grades of architectural hardware.

### OPTIONS (POWER MODELS ONLY):

- Touchless wall-mounted activation switch.
- Actuators: Variety of activation devices available upon request.

### WARRANTY:

- One year limited warranty on all components.



### FRAME ASSEMBLY

Fully mitered and completely welded through the throat. Single or double rabbet.



### SLOPED SHROUD FOR POWER UNITS

For superior cleanliness and aesthetic appeal.



### FULLY MORTISED HINGES

Flush mortised hinges provide a clean and smooth finish to the door.



### FOUR-SIDES SEAMLESS STAINLESS STEEL PANEL

Our seamless stainless steel panels are refinished and repolished on all four sides and corners.

## THE PIONEER OF CLEAN ENVIRONMENT TECHNOLOGY

CleanSeal Doors | An ASI Technologies, Inc. Company  
5848 North 95th Court | Milwaukee, WI 53225  
PHONE: 414.464.6200 | FAX: 414.464.9863 | TOLL-FREE: 800.558.7068  
[www.cleansaaldors.com](http://www.cleansaaldors.com)